

SANTOS FESTIVAL OF CYCLING

MEN'S WESTPAC STAGE 2

RESULTS






MEN'S WESTPAC STAGE 2

GARMIN.
RESULTS

HONORS











28/01/2022 | Mount Lofty - Woodside

STAGE RESULTS

Stage Winner		31	Blake QUICK	ITM
Best Team		-	ARA PRO RACING SUNSHINE COAST	ACA
Most Competitive		131	Dylan SUNDERLAND	WPC

LEADERS

SPONSORED BY

General Classification		23	James WHELAN	BLN	
Points Classification		173	Benjamin DYBALL	AU2	
Mountain Classification		111	Ben HILL	CCS	
Young Rider Classification		26	Matt DINHAM	BLN	
Team General Classification		-	TEAM BRIDGELANE	BLN	

Timing / Data Processing / Photo-finish / GPS tracking | Event Timing Pty Ltd



#TDUFestival



tourdownunder.com.au

MEN'S WESTPAC STAGE 2

GARMIN
RESULTS

RESULTS

28/01/2022 | Mount Lofty - Woodside

Average speed: 45.20 km/h

Distance: 112.9 km

Organizer: Events South Australia

Time limit (14%): 2h50'50"

Rk.	Bib	Name	Team	Nat.	B/P	Gap	Rk.	Bib	Name	Team	Nat.	B/P	Gap
1.	31	Blake QUICK*	ITM	AUS	-10	2h29'52"	56.	143	Jacob LANGHAM	VAU	AUS		"
2.	54	Cameron SCOTT	ACA	AUS	-6	"	57.	127	Nick PEDLAR	NCM	AUS		"
3.	111	Ben HILL	CCS	AUS	-4	"	58.	101	Samuel HILL	NER	AUS		"
4.	25	Nick WHITE	BLN	AUS		"	59.	197	Timothy CAMERON	RCT	AUS		"
5.	55	Declan TREZISE*	ACA	AUS		"	60.	106	Leo YIP	NER	HKG		"
6.	13	Dylan GEORGE*	AUS	AUS		"	61.	114	Mackenzie EDWARDSON*	CCS	AUS		+48"
7.	42	Chris HARPER	VAW	AUS		"	62.	154	Eddie WORRAL*	GRT	AUS		+50"
8.	151	Brendan JOHNSTON	GRT	AUS		"	63.	75	Daniel LUKE	OLI	AUS		"
9.	1	Luke DURBRIDGE	BEX	AUS		"	64.	135	Connor SENS	WPC	AUS		"
10.	117	Oscar CHAMBERLAIN*	CCS	AUS		"	65.	46	Chris LUXTON	VAW	AUS		"
11.	181	Jason THOMASON	VDR	AUS		"	66.	176	Blake AGNOLLETTO*	AU2	AUS		"
12.	32	Brenton JONES	ITM	AUS		"	67.	105	Aiden BUTTGIEG	NER	AUS		"
13.	71	Brendon DAVIDS	OLI	RSA		"	68.	147	Tynan SHANNON*	VAU	AUS		"
14.	81	Tasman NANKERVIS	STG	AUS		"	69.	201	Matthew CONNAN*	CDF	AUS		"
15.	23	James WHELAN	BLN	AUS		"	70.	193	Benjamin SPENCELEY	RCT	AUS		"
16.	37	Carter TURNBULL*	ITM	AUS		"	71.	203	Brendon GREEN	CDF	AUS		"
17.	56	Kane RICHARDS	ACA	AUS		"	72.	204	Joseph INGLIS*	CDF	AUS		"
18.	131	Dylan SUNDERLAND	WPC	AUS	-3	"	73.	3	Callum SCOTSON	BEX	AUS		"
19.	4	Cameron ROGERS*	BEX	AUS		"	74.	97	Jack MARSHALL*	CHR	AUS		"
20.	141	Joshua WILSON	VAU	AUS		"	75.	77	Edwin BRITTS*	OLI	AUS		"
21.	92	Steven ROBB	CHR	AUS		"	76.	93	Terance HORE	CHR	AUS		"
22.	36	Rudy PORTER*	ITM	AUS		"	77.	95	Griffin KNIGHT	CHR	AUS		+1'24"
23.	175	Jesse EWART	AU2	AUS		"	78.	183	Kael THOMAS*	VDR	AUS		+1'37"
24.	132	Alastair MACKELLAR*	WPC	AUS		"	79.	191	Sam GREENWOOD	RCT	AUS		+1'39"
25.	145	Dalton STRETTON	VAU	AUS		"	80.	53	Oli STENNING	ACA	AUS		+1'52"
26.	21	Drew MOREY	BLN	AUS		"	81.	173	Benjamin DYBALL	AU2	AUS	-7	"
27.	136	Stinus KAEMPE*	WPC	AUS		"	82.	12	Luke PLAPP*	AUS	AUS		+1'57"
28.	177	Dylan HOPKINS*	AU2	AUS		"	83.	14	Zac MARRIAGE*	AUS	AUS		"
29.	43	Tim ROE	VAW	AUS		"	84.	45	Oliver ANDERSON	VAW	AUS		+2'08"
30.	174	Nathan EARLE	AU2	AUS		"	85.	182	Curtis DOWDELL	VDR	AUS		"
31.	15	Tyler TOMKINSON*	AUS	AUS		"	86.	167	Willis LIENERT*	ONY	AUS		+2'10"
32.	107	Ben CARMAN	NER	AUS		"	87.	163	Jack SCHOUTEN*	ONY	AUS		"
33.	26	Matt DINHAM*	BLN	AUS		"	88.	162	Lachlan HARRIGAN	ONY	AUS		"
34.	161	Cameron FRASER	ONY	AUS		"	89.	155	Spencer EVANS*	GRT	AUS		"
35.	2	Cameron MEYER	BEX	AUS		"	90.	102	Cooper SAYERS	NER	AUS		+4'24"
36.	27	Jean-Pierre VAN DER MERWE	BLN	AUS		"	91.	47	Justin GASSNER	VAW	AUS		"
37.	133	Jensen PLOWRIGHT*	WPC	AUS		"	92.	76	Fintan CONWAY	OLI	AUS		"
38.	57	Carter BETTLES	ACA	AUS	-6	+25"	93.	33	Tristan SAUNDERS*	ITM	AUS		"
39.	11	Richie PORTE	AUS	AUS		"	94.	153	Joe COOPER	GRT	NZL		"
40.	41	Rohan DENNIS	VAW	AUS		+34"	95.	24	Alistair CHRISTIE-JOHNSON*	BLN	AUS		"
41.	194	Luke BRITTEN*	RCT	AUS		+39"	96.	44	Cameron BAYLY	VAW	AUS		"
42.	104	Iven BENNETT	NER	AUS		"	97.	187	Oliver BLEDYN*	VDR	AUS		"
43.	126	Matson MCADAM*	NCM	AUS		"	98.	94	Matthew BIRD	CHR	AUS		+5'31"
44.	83	Connor REARDON	STG	AUS		"	99.	113	Cameron ROBERTS	CCS	AUS		"
45.	122	Hugo THOMPSON	NCM	AUS		"	100.	207	William THOMAS*	CDF	AUS		"
46.	157	Jesse NORTON*	GRT	AUS		"	101.	116	Torben PARTRIDGE-MADSEN	CCS	AUS		"
47.	91	Will MOLONEY-MORTON*	CHR	AUS		"	102.	206	Daniel POTTER*	CDF	AUS		+5'33"
48.	166	William GOLDING*	ONY	AUS		"	103.	196	Tom LYNCH*	RCT	AUS		"
49.	185	Sam GOLDING*	VDR	AUS		"	104.	164	Robert PARKER	ONY	AUS		"
50.	137	Campbell PALMER*	WPC	AUS		"	105.	16	Lachlan MILLER*	AUS	AUS		"
51.	52	Zack GILMORE	ACA	AUS		"	106.	84	Angus CALDER	STG	AUS		+5'36"
52.	5	Hamish MAC KENZIE*	BEX	AUS		"	107.	172	Graeme FRISLIE*	AU2	AUS		+5'37"
53.	85	Riley FLEMING	STG	AUS		"	108.	34	Conor LEAHY	ITM	AUS		"
54.	142	Patrick SACCANI-WILLIAMS	VAU	AUS		"	109.	74	Kurt EATHER*	OLI	AUS		"
55.	134	Jordan VILLANI	WPC	AUS		"	110.	22	Sam JENNER	BLN	AUS		"

Timing / Data Processing / Photo-finish / GPS tracking | Event Timing Pty Ltd



#TDUFestival



tourdownunder.com.au

MEN'S WESTPAC STAGE 2

GARMIN
RESULTS

RESULTS

28/01/2022 | Mount Lofty - Woodside

Average speed: 45.20 km/h

Distance: 112.9 km

Organizer: Events South Australia

Time limit (14%): 2h50'50"

Rk.	Bib	Name	Team	Nat.	B/P	Gap	Rk.	Bib	Name	Team	Nat.	B/P	Gap
111.	72	Thomas BOLTON	OLI	AUS		"							
112.	186	Angus MILLER*	VDR	AUS		+9'01"							
113.	51	Angus LYONS	ACA	AUS		+10'32"							
114.	123	Dylan LINDSEY	NCM	AUS		+11'02"							
115.	192	Tom CHESTER	RCT	AUS	-2	+12'12"							
116.	35	Josh DUFFY*	ITM	AUS		"							
117.	73	Kai CHAPMAN	OLI	AUS		"							
DNF	96	Thomas CLARK	CHR	AUS									
DNF	103	Dylan MCKENNA	NER	AUS									
DNF	121	Scott REYNOLDS	NCM	AUS									
DNF	124	Glenn MATHIESKE	NCM	AUS									
DNF	146	Adam MACCAN*	VAU	AUS									
DNF	165	Callum PEARCE	ONY	AUS									
DNF	195	Luke ROPER*	RCT	AUS									

Did not start: 0

Out of time limit: 0

Disqualified: 0

Did not finish: 7

Timing / Data Processing / Photo-finish / GPS tracking | Event Timing Pty Ltd



#TDUFestival



tourdownunder.com.au


MEN'S WESTPAC STAGE 2

GARMIN.
RESULTS

PHOTO FINISH

28/01/2022 | Mount Lofty - Woodside

Stage Winner: Blake QUICK (ITM)



Timing / Data Processing / Photo-finish / GPS tracking | Event Timing Pty Ltd



#TDUFestival



tourdownunder.com.au

MEN'S WESTPAC STAGE 2

GARMIN
RESULTS

GENERAL CLASSIFICATION

28/01/2022 | Mount Lofty - Woodside

Average speed: 43.64 km/h

Total distance: 227.1 km

Rk.	Bib	Name	Team	Nat.	Gap	Rk.	Bib	Name	Team	Nat.	Gap
1.	23	James WHELAN	BLN	AUS	5h12'12"	56.	92	Steven ROBB	CHR	AUS	+5'39"
2.	111	Ben HILL	CCS	AUS	+25"	57.	34	Conor LEAHY	ITM	AUS	+6'10"
3.	26	Matt DINHAM*	BLN	AUS	+27"	58.	173	Benjamin DYBALL	AU2	AUS	+6'14"
4.	151	Brendan JOHNSTON	GRT	AUS	+28"	59.	53	Oli STENNING	ACA	AUS	+6'21"
5.	1	Luke DURBRIDGE	BEX	AUS	+32"	60.	45	Olivar ANDERSON	VAW	AUS	+6'37"
6.	71	Brendon DAVIDS	OLI	RSA	+33"	61.	182	Curtis DOWDELL	VDR	AUS	"
7.	42	Chris HARPER	VAW	AUS	"	62.	102	Cooper SAYERS	NER	AUS	+8'26"
8.	56	Kane RICHARDS	ACA	AUS	"	63.	24	Alistair CHRISTIE-JOHNSON*	BLN	AUS	"
9.	132	Alastair MACKELLAR*	WPC	AUS	"	64.	3	Callum SCOTSON	BEX	AUS	+8'46"
10.	36	Rudy PORTER*	ITM	AUS	"	65.	33	Tristan SAUNDERS*	ITM	AUS	+8'53"
11.	37	Carter TURNBULL*	ITM	AUS	"	66.	153	Joe COOPER	GRT	NZL	"
12.	21	Drew MOREY	BLN	AUS	"	67.	15	Tyler TOMKINSON*	AUS	AUS	+9'42"
13.	43	Tim ROE	VAW	AUS	"	68.	164	Robert PARKER	ONY	AUS	+10'02"
14.	107	Ben CARMAN	NER	AUS	"	69.	72	Thomas BOLTON	OLI	AUS	+10'06"
15.	27	Jean-Pierre VAN DER MERWE	BLN	AUS	+52"	70.	85	Riley FLEMING	STG	AUS	+10'24"
16.	12	Luke PLAPP*	AUS	AUS	+2'30"	71.	147	Tynan SHANNON*	VAU	AUS	+10'32"
17.	81	Tasman NANKERVIS	STG	AUS	+4'02"	72.	4	Cameron ROGERS*	BEX	AUS	+10'38"
18.	145	Dalton STRETTON	VAU	AUS	"	73.	142	Patrick SACCANI-WILLIAMS	VAU	AUS	+11'17"
19.	31	Blake QUICK*	ITM	AUS	+4'19"	74.	106	Leo YIP	NER	HKG	"
20.	54	Cameron SCOTT	ACA	AUS	+4'23"	75.	176	Blake AGNOLLETTO*	AU2	AUS	+11'28"
21.	83	Connor REARDON	STG	AUS	+4'25"	76.	193	Benjamin SPENCELEY	RCT	AUS	"
22.	131	Dylan SUNDERLAND	WPC	AUS	+4'26"	77.	105	Aiden BUTTGIEG	NER	AUS	"
23.	117	Oscar CHAMBERLAIN*	CCS	AUS	+4'29"	78.	201	Matthew CONNAN*	CDF	AUS	"
24.	32	Brenton JONES	ITM	AUS	"	79.	97	Jack MARSHALL*	CHR	AUS	"
25.	25	Nick WHITE	BLN	AUS	"	80.	51	Angus LYONS	ACA	AUS	+11'29"
26.	55	Declan TREZISE*	ACA	AUS	"	81.	14	Zac MARRIAGE*	AUS	AUS	+11'42"
27.	181	Jason THOMASON	VDR	AUS	"	82.	163	Jack SCHOUTEN*	ONY	AUS	+12'48"
28.	133	Jensen PLOWRIGHT*	WPC	AUS	"	83.	155	Spencer EVANS*	GRT	AUS	"
29.	141	Joshua WILSON	VAU	AUS	"	84.	47	Justin GASSNER	VAW	AUS	+15'02"
30.	136	Stinus KAEMPE*	WPC	AUS	"	85.	44	Cameron BAYLY	VAW	AUS	"
31.	177	Dylan HOPKINS*	AU2	AUS	"	86.	22	Sam JENNER	BLN	AUS	+15'45"
32.	174	Nathan EARLE	AU2	AUS	"	87.	207	William THOMAS*	CDF	AUS	+16'09"
33.	175	Jesse EWART	AU2	AUS	"	88.	116	Torben PARTRIDGE-MADSEN	CCS	AUS	"
34.	2	Cameron MEYER	BEX	AUS	"	89.	35	Josh DUFFY*	ITM	AUS	+16'41"
35.	41	Rohan DENNIS	VAW	AUS	+4'38"	90.	191	Sam GREENWOOD	RCT	AUS	+19'38"
36.	57	Carter BETTLES	ACA	AUS	+4'48"	91.	13	Dylan GEORGE*	AUS	AUS	+19'42"
37.	114	Mackenzie EDWARDSON*	CCS	AUS	+4'53"	92.	122	Hugo THOMPSON	NCM	AUS	+20'58"
38.	11	Richie PORTE	AUS	AUS	+4'54"	93.	185	Sam GOLDING*	VDR	AUS	"
39.	104	Iven BENNETT	NER	AUS	+5'08"	94.	137	Campbell PALMER*	WPC	AUS	"
40.	126	Matson MCADAM*	NCM	AUS	"	95.	127	Nick PEDLAR	NCM	AUS	"
41.	5	Hamish MAC KENZIE*	BEX	AUS	"	96.	93	Terance HORE	CHR	AUS	+21'09"
42.	91	Will MOLONEY-MORTON*	CHR	AUS	"	97.	123	Dylan LINDSEY	NCM	AUS	+21'40"
43.	143	Jacob LANGHAM	VAU	AUS	"	98.	95	Griffin KNIGHT	CHR	AUS	+21'43"
44.	194	Luke BRITTEN*	RCT	AUS	"	99.	167	Willis LIENERT*	ONY	AUS	+22'29"
45.	52	Zack GILMORE	ACA	AUS	"	100.	162	Lachlan HARRIGAN	ONY	AUS	"
46.	157	Jesse NORTON*	GRT	AUS	"	101.	161	Cameron FRASER	ONY	AUS	+23'03"
47.	134	Jordan VILLANI	WPC	AUS	"	102.	166	William GOLDING*	ONY	AUS	+23'42"
48.	101	Samuel HILL	NER	AUS	"	103.	203	Brendon GREEN	CDF	AUS	+23'53"
49.	197	Timothy CAMERON	RCT	AUS	"	104.	192	Tom CHESTER	RCT	AUS	+24'29"
50.	75	Daniel LUKE	OLI	AUS	+5'19"	105.	183	Kael THOMAS*	VDR	AUS	+24'40"
51.	135	Connor SENS	WPC	AUS	"	106.	16	Lachlan MILLER*	AUS	AUS	+25'15"
52.	154	Eddie WORRAL*	GRT	AUS	"	107.	94	Matthew BIRD	CHR	AUS	+25'50"
53.	46	Chris LUXTON	VAW	AUS	"	108.	113	Cameron ROBERTS	CCS	AUS	"
54.	204	Joseph INGLIS*	CDF	AUS	"	109.	206	Daniel POTTER*	CDF	AUS	+25'52"
55.	77	Edwin BRITTS*	OLI	AUS	"	110.	74	Kurt EATHER*	OLI	AUS	+25'56"

Timing / Data Processing / Photo-finish / GPS tracking | Event Timing Pty Ltd



#TDUFestival



tourdownunder.com.au

MEN'S WESTPAC STAGE 2

GARMIN.
RESULTS

GENERAL CLASSIFICATION

28/01/2022 | Mount Lofty - Woodside

Average speed: 43.64 km/h

Total distance: 227.1 km

Rk.	Bib	Name	Team	Nat.	Gap	Rk.	Bib	Name	Team	Nat.	Gap
111.	76	Fintan CONWAY	OLI	AUS	+27'27"						
112.	187	Oliver BLEDDYN*	VDR	AUS	"						
113.	196	Tom LYNCH*	RCT	AUS	+28'36"						
114.	84	Angus CALDER	STG	AUS	+28'39"						
115.	172	Graeme FRISLIE*	AU2	AUS	+28'40"						
116.	186	Angus MILLER*	VDR	AUS	+32'04"						
117.	73	Kai CHAPMAN	OLI	AUS	+35'15"						

Timing / Data Processing / Photo-finish / GPS tracking | Event Timing Pty Ltd



#TDUFestival



tourdownunder.com.au

MEN'S WESTPAC STAGE 2

GARMIN
RESULTS

ZIPTRAK® POINTS CLASSIFICATION

28/01/2022 | Mount Lofty - Woodside

Rk.	Bib	Name	Team	Nat.	Pts	Rk.	Bib	Name	Team	Nat.	Pts
Echunga - 42.8 km						Overall Points Classification after Stage 2					
1.	173	Benjamin DYBALL	AU2	AUS	3 pt	1.	173	Benjamin DYBALL	AU2	AUS	7 pt
2.	131	Dylan SUNDERLAND	WPC	AUS	2 pt	2.	57	Carter BETTLES	ACA	AUS	6 pt
3.	57	Carter BETTLES	ACA	AUS	1 pt	3.	151	Brendan JOHNSTON	GRT	AUS	5 pt
						4.	27	Jean-Pierre VAN DER MERWE	BLN	AUS	5 pt
						5.	23	James WHELAN	BLN	AUS	3 pt
						6.	31	Blake QUICK	ITM	AUS	3 pt
						7.	131	Dylan SUNDERLAND	WPC	AUS	3 pt
						8.	111	Ben HILL	CCS	AUS	2 pt
						9.	26	Matt DINHAM	BLN	AUS	2 pt
						10.	54	Cameron SCOTT	ACA	AUS	2 pt
						11.	192	Tom CHESTER	RCT	AUS	2 pt
						12.	1	Luke DURBRIDGE	BEX	AUS	1 pt

Woodside - 78.6 km					
1.	57	Carter BETTLES	ACA	AUS	3 pt
2.	192	Tom CHESTER	RCT	AUS	2 pt
3.	173	Benjamin DYBALL	AU2	AUS	1 pt

Woodside - 90 km					
1.	173	Benjamin DYBALL	AU2	AUS	3 pt
2.	57	Carter BETTLES	ACA	AUS	2 pt
3.	131	Dylan SUNDERLAND	WPC	AUS	1 pt

Woodside - Finish line					
1.	31	Blake QUICK	ITM	AUS	3 pt
2.	54	Cameron SCOTT	ACA	AUS	2 pt
3.	111	Ben HILL	CCS	AUS	1 pt

Timing / Data Processing / Photo-finish / GPS tracking | Event Timing Pty Ltd



#TDUFestival



tourdownunder.com.au

SHIMANO KING OF THE MOUNTAIN CLASSIFICATION

28/01/2022 | Mount Lofty - Woodside

Rk.	Bib	Name	Team	Nat.	Pts	Rk.	Bib	Name	Team	Nat.	Pts
Hawthorn Climb - 25.2 km (Cat. 2)						Overall Mountain Classification after Stage 2					
1.	111	Ben HILL	CCS	AUS	7 pt	1.	111	Ben HILL	CCS	AUS	12 pt
2.	56	Kane RICHARDS	ACA	AUS	5 pt	2.	131	Dylan SUNDERLAND	WPC	AUS	12 pt
3.	145	Dalton STRETTON	VAU	AUS	3 pt	3.	57	Carter BETTLES	ACA	AUS	8 pt
4.	23	James WHELAN	BLN	AUS	1 pt	4.	116	Torben PARTRIDGE-MADSEN	CCS	AUS	7 pt
						5.	56	Kane RICHARDS	ACA	AUS	5 pt
						6.	151	Brendan JOHNSTON	GRT	AUS	3 pt
						7.	145	Dalton STRETTON	VAU	AUS	3 pt
						8.	173	Benjamin DYBALL	AU2	AUS	3 pt
						9.	43	Tim ROE	VAW	AUS	2 pt
						10.	164	Robert PARKER	ONY	AUS	2 pt
						11.	23	James WHELAN	BLN	AUS	1 pt

Quarry Road - 71.4 km (Cat. 2)					
1.	116	Torben PARTRIDGE-MADSEN	CCS	AUS	7 pt
2.	131	Dylan SUNDERLAND	WPC	AUS	5 pt
3.	57	Carter BETTLES	ACA	AUS	3 pt
4.	164	Robert PARKER	ONY	AUS	1 pt

Quarry Road - 82.9 km (Cat. 2)					
1.	131	Dylan SUNDERLAND	WPC	AUS	7 pt
2.	57	Carter BETTLES	ACA	AUS	5 pt
3.	173	Benjamin DYBALL	AU2	AUS	3 pt
4.	164	Robert PARKER	ONY	AUS	1 pt

Timing / Data Processing / Photo-finish / GPS tracking | Event Timing Pty Ltd

MEN'S WESTPAC STAGE 2

GARMIN
RESULTS

CERVÉLO YOUNG RIDER CLASSIFICATION

28/01/2022 | Mount Lofty - Woodside

Rk.	Bib	Name	Team	Nat.	B	Gap	Rk.	Bib	Name	Team	Nat.	Gap
Young Rider Classification Stage 2							Overall Young Rider Classification after Stage 2					
1.	31	Blake QUICK	ITM	AUS	-10	2h29'52"	1.	26	Matt DINHAM	BLN	AUS	5h12'39"
2.	55	Declan TREZISE	ACA	AUS		+0"	2.	132	Alastair MACKELLAR	WPC	AUS	+6"
3.	13	Dylan GEORGE	AUS	AUS		+0"	3.	36	Rudy PORTER	ITM	AUS	+6"
4.	117	Oscar CHAMBERLAIN	CCS	AUS		+0"	4.	37	Carter TURNBULL	ITM	AUS	+6"
5.	37	Carter TURNBULL	ITM	AUS		+0"	5.	12	Luke PLAPP	AUS	AUS	+2'03"
6.	4	Cameron ROGERS	BEX	AUS		+0"	6.	31	Blake QUICK	ITM	AUS	+3'52"
7.	36	Rudy PORTER	ITM	AUS		+0"	7.	117	Oscar CHAMBERLAIN	CCS	AUS	+4'02"
8.	132	Alastair MACKELLAR	WPC	AUS		+0"	8.	55	Declan TREZISE	ACA	AUS	+4'02"
9.	136	Stinus KAEMPE	WPC	AUS		+0"	9.	133	Jensen PLOWRIGHT	WPC	AUS	+4'02"
10.	177	Dylan HOPKINS	AU2	AUS		+0"	10.	136	Stinus KAEMPE	WPC	AUS	+4'02"
11.	15	Tyler TOMKINSON	AUS	AUS		+0"	11.	177	Dylan HOPKINS	AU2	AUS	+4'02"
12.	26	Matt DINHAM	BLN	AUS		+0"	12.	114	Mackenzie EDWARDSON	CCS	AUS	+4'26"
13.	133	Jensen PLOWRIGHT	WPC	AUS		+0"	13.	126	Matson MCADAM	NCM	AUS	+4'41"
14.	194	Luke BRITTEN	RCT	AUS		+39"	14.	5	Hamish MAC KENZIE	BEX	AUS	+4'41"
15.	126	Matson MCADAM	NCM	AUS		+39"	15.	91	Will MOLONEY-MORTON	CHR	AUS	+4'41"
16.	157	Jesse NORTON	GRT	AUS		+39"	16.	194	Luke BRITTEN	RCT	AUS	+4'41"
17.	91	Will MOLONEY-MORTON	CHR	AUS		+39"	17.	157	Jesse NORTON	GRT	AUS	+4'41"
18.	166	William GOLDING	ONY	AUS		+39"	18.	154	Eddie WORRAL	GRT	AUS	+4'52"
19.	185	Sam GOLDING	VDR	AUS		+39"	19.	204	Joseph INGLIS	CDF	AUS	+4'52"
20.	137	Campbell PALMER	WPC	AUS		+39"	20.	77	Edwin BRITTS	OLI	AUS	+4'52"
21.	5	Hamish MAC KENZIE	BEX	AUS		+39"	21.	24	Alistair CHRISTIE-JOHNSON	BLN	AUS	+7'59"
22.	114	Mackenzie EDWARDSON	CCS	AUS		+48"	22.	33	Tristan SAUNDERS	ITM	AUS	+8'26"
23.	154	Eddie WORRAL	GRT	AUS		+50"	23.	15	Tyler TOMKINSON	AUS	AUS	+9'15"
24.	176	Blake AGNOLLETTO	AU2	AUS		+50"	24.	147	Tynan SHANNON	VAU	AUS	+10'05"
25.	147	Tynan SHANNON	VAU	AUS		+50"	25.	4	Cameron ROGERS	BEX	AUS	+10'11"
26.	201	Matthew CONNAN	CDF	AUS		+50"	26.	176	Blake AGNOLLETTO	AU2	AUS	+11'01"
27.	204	Joseph INGLIS	CDF	AUS		+50"	27.	201	Matthew CONNAN	CDF	AUS	+11'01"
28.	97	Jack MARSHALL	CHR	AUS		+50"	28.	97	Jack MARSHALL	CHR	AUS	+11'01"
29.	77	Edwin BRITTS	OLI	AUS		+50"	29.	14	Zac MARRIAGE	AUS	AUS	+11'15"
30.	183	Kael THOMAS	VDR	AUS		+1'37"	30.	163	Jack SCHOUTEN	ONY	AUS	+12'21"
31.	12	Luke PLAPP	AUS	AUS		+1'57"	31.	155	Spencer EVANS	GRT	AUS	+12'21"
32.	14	Zac MARRIAGE	AUS	AUS		+1'57"	32.	207	William THOMAS	CDF	AUS	+15'42"
33.	167	Willis LIENERT	ONY	AUS		+2'10"	33.	35	Josh DUFFY	ITM	AUS	+16'14"
34.	163	Jack SCHOUTEN	ONY	AUS		+2'10"	34.	13	Dylan GEORGE	AUS	AUS	+19'15"
35.	155	Spencer EVANS	GRT	AUS		+2'10"	35.	185	Sam GOLDING	VDR	AUS	+20'31"
36.	33	Tristan SAUNDERS	ITM	AUS		+4'24"	36.	137	Campbell PALMER	WPC	AUS	+20'31"
37.	24	Alistair CHRISTIE-JOHNSON	BLN	AUS		+4'24"	37.	167	Willis LIENERT	ONY	AUS	+22'02"
38.	187	Oliver BLEDYN	VDR	AUS		+4'24"	38.	166	William GOLDING	ONY	AUS	+23'15"
39.	207	William THOMAS	CDF	AUS		+5'31"	39.	183	Kael THOMAS	VDR	AUS	+24'13"
40.	206	Daniel POTTER	CDF	AUS		+5'33"	40.	16	Lachlan MILLER	AUS	AUS	+24'48"
41.	196	Tom LYNCH	RCT	AUS		+5'33"	41.	206	Daniel POTTER	CDF	AUS	+25'25"
42.	16	Lachlan MILLER	AUS	AUS		+5'33"	42.	74	Kurt EATHER	OLI	AUS	+25'29"
43.	172	Graeme FRISLIE	AU2	AUS		+5'37"	43.	187	Oliver BLEDYN	VDR	AUS	+27'00"
44.	74	Kurt EATHER	OLI	AUS		+5'37"	44.	196	Tom LYNCH	RCT	AUS	+28'09"
45.	186	Angus MILLER	VDR	AUS		+9'01"	45.	172	Graeme FRISLIE	AU2	AUS	+28'13"
46.	35	Josh DUFFY	ITM	AUS		+12'12"	46.	186	Angus MILLER	VDR	AUS	+31'37"

Timing / Data Processing / Photo-finish / GPS tracking | Event Timing Pty Ltd



#TDUFestival



tourdownunder.com.au

MEN'S WESTPAC STAGE 2

GARMIN.
RESULTS

TEAM RESULTS

28/01/2022 | Mount Lofty - Woodside

Rk.	Team	Time	Gap	Rk.	Team	Time	Gap		
Team Results Stage 2				Overall Team Classification after Stage 2					
1.	ACA	ARA PRO RACING SUNSHINE COAST	7h29'36"	-	1.	BLN	TEAM BRIDGELANE	15h36'52"	-
2.	ITM	INFORM TMX MAKE	7h29'36"	+0"	2.	ITM	INFORM TMX MAKE	15h38'15"	+1'23"
3.	BLN	TEAM BRIDGELANE	7h29'36"	+0"	3.	VAW	VILLAWOOD	15h42'20"	+5'28"
4.	BEX	TEAM BIKEEXCHANGE-JAYCO	7h29'36"	+0"	4.	ACA	ARA PRO RACING SUNSHINE COAST	15h42'35"	+5'43"
5.	WPC	TEAM WESTPAC	7h29'36"	+0"	5.	BEX	TEAM BIKEEXCHANGE-JAYCO	15h46'07"	+9'15"
6.	AU2	AUS II	7h29'36"	+0"	6.	WPC	TEAM WESTPAC	15h46'07"	+9'15"
7.	AUS	TEAM GARMIN AUSTRALIA	7h30'01"	+25"	7.	CCS	CCS CYCLING	15h46'31"	+9'39"
8.	VAW	VILLAWOOD	7h30'10"	+34"	8.	NER	NERO CONTINENTAL	15h46'58"	+10'06"
9.	VAU	VA PRO RACING	7h30'15"	+39"	9.	GRT	GIANT RACING TEAM	15h47'36"	+10'44"
10.	CCS	CCS CYCLING	7h30'24"	+48"	10.	OLI	OLIVER'S RACING	15h47'47"	+10'55"
11.	STG	ST GEORGE CONTINENTAL CYCLING TEAM	7h30'54"	+1'18"	11.	AU2	AUS II	15h50'03"	+13'11"
12.	NER	NERO CONTINENTAL	7h30'54"	+1'18"	12.	VAU	VA PRO RACING	15h50'15"	+13'23"
13.	GRT	GIANT RACING TEAM	7h31'05"	+1'29"	13.	AUS	TEAM GARMIN AUSTRALIA	15h51'45"	+14'53"
14.	CHR	CYCLE HOUSE RACING	7h31'05"	+1'29"	14.	STG	ST GEORGE CONTINENTAL CYCLING TEAM	15h55'27"	+18'35"
15.	OLI	OLIVER'S RACING	7h31'16"	+1'40"	15.	CHR	CYCLE HOUSE RACING	15h57'41"	+20'49"
16.	NCM	NCMG CRITERION RACING	7h31'33"	+1'57"	16.	NCM	NCMG CRITERION RACING	15h58'09"	+21'17"
17.	RCT	RAULAND DEVELOPMENT CYCLING TEAM	7h31'44"	+2'08"	17.	RCT	RAULAND DEVELOPMENT CYCLING TEAM	15h58'20"	+21'28"
18.	VDR	BUTTERFIELDS P/B VAN D'AM RACING	7h31'52"	+2'16"	18.	CDF	CYCLING DEVELOPMENT FOUNDATION	16h04'51"	+27'59"
19.	CDF	CYCLING DEVELOPMENT FOUNDATION	7h32'06"	+2'30"	19.	VDR	BUTTERFIELDS P/B VAN D'AM RACING	16h08'09"	+31'17"
20.	ONY	ONYVA RACING	7h32'25"	+2'49"	20.	ONY	ONYVA RACING	16h14'51"	+37'59"

Timing / Data Processing / Photo-finish / GPS tracking | Event Timing Pty Ltd



#TDUFestival



ADELAIDE SOUTH AUSTRALIA

tourdownunder.com.au

MEN'S WESTPAC STAGE 2



COMMUNIQUÉ

28/01/2022 | Mount Lofty - Woodside

Decisions of the commissaires panel

Rider 133 Jensen PLOWRIGHT (TEAM WESTPAC): irregular sprint, first offence, relegation to last in their group, \$200 fine.

CYCLE HOUSE RACING fined \$50 for service on the right-hand-side of the road.

Rider 41 Rohan DENNIS (VILLAWOOD): as per AusCycling technical regulations annex 4, folding or cutting a race number. Second offense, \$100 fine.

Rider 102 Cooper SAYERS (NERO CONTINENTAL): unauthorised refreshments in the last 10 km. \$100 fine.

Timing / Data Processing / Photo-finish / GPS tracking | Event Timing Pty Ltd



#TDUFestival



tourdownunder.com.au

MEN'S BE SAFE BE SEEN STAGE 3

GARMIN
START LIST

START LIST

29/01/2022 | McLaren Vale - Willunga Hill

TEAM BIKEEXCHANGE-JAYCO	BEX	ST GEORGE CONTINENTAL CYCLING	STG	GIANT RACING TEAM	GRT
1 Luke DURBRIDGE	5. at 32"	81 Tasman NANKERVIS	17. at 4'02"	151 Brendan JOHNSTON	4. at 28"
2 Cameron MEYER	34. at 4'29"	82 Lionel MAWDITT		152 Adam BLAZEVIC	
3 Callum SCOTSON	64. at 8'46"	83 Connor REARDON	21. at 4'25"	153 Joe COOPER	66. at 8'53"
4 Cameron ROGERS*	72. at 10'38"	84 Angus CALDER	114. at 28'39"	154 Eddie WORRAL*	52. at 5'19"
5 Hamish MAC KENZIE*	41. at 5'08"	85 Riley FLEMING	70. at 10'24"	155 Spencer EVANS*	83. at 12'48"
		86 Cameron IVORY		156 Jai FIELKE*	
		87 Bailey WALTERS		157 Jesse NORTON*	46. at 5'08"
TEAM GARMIN AUSTRALIA	AUS	CYCLE HOUSE RACING	CHR	ONYVA RACING	ONY
11 Richie PORTE	38. at 4'54"	91 Will MOLONEY-MORTON*	42. at 5'08"	161 Cameron FRASER	101. at 23'03"
12 Luke PLAPP*	16. at 2'30"	92 Steven ROBB	56. at 5'39"	162 Lachlan HARRIGAN	100. at 22'29"
13 Dylan GEORGE*	91. at 19'42"	93 Terance HORE	96. at 21'09"	163 Jack SCHOUTEN*	82. at 12'48"
14 Zac MARRIAGE*	81. at 11'42"	94 Matthew BIRD	107. at 25'50"	164 Robert PARKER	68. at 10'02"
15 Tyler TOMKINSON*	67. at 9'42"	95 Griffin KNIGHT	98. at 21'43"	165 Callum PEARCE	
16 Lachlan MILLER*	106. at 25'15"	96 Thomas CLARK		166 William GOLDING*	102. at 23'42"
17 Aiden SINCLAIR*		97 Jack MARSHALL*	79. at 11'28"	167 Willis LIENERT*	99. at 22'29"
TEAM BRIDGELANE	BLN	NERO CONTINENTAL	NER	AUS II	AU2
21 Drew MOREY	12. at 33"	101 Samuel HILL	48. at 5'08"	171 James MORIARTY*	
22 Sam JENNER	86. at 15'45"	102 Cooper SAYERS	62. at 8'26"	172 Graeme FRISLIE*	115. at 28'40"
23 James WHELAN		103 Dylan MCKENNA		173 Benjamin DYBALL	58. at 6'14"
24 Alistair CHRISTIE-JOHNSON*	63. at 8'26"	104 Iven BENNETT	39. at 5'08"	174 Nathan EARLE	32. at 4'29"
25 Nick WHITE	25. at 4'29"	105 Aiden BUTTGIEG	77. at 11'28"	175 Jesse EWART	33. at 4'29"
26 Matt DINHAM*	3. at 27"	106 Leo YIP	74. at 11'17"	176 Blake AGNOLLETTO*	75. at 11'28"
27 Jean-Pierre VAN DER MERWE	15. at 52"	107 Ben CARMAN	14. at 33"	177 Dylan HOPKINS*	31. at 4'29"
INFORM TMX MAKE	ITM	CCS CYCLING	CCS	BUTTERFIELDS P/B VAN D'AM RACING	VDR
31 Blake QUICK*	19. at 4'19"	111 Ben HILL	2. at 25"	181 Jason THOMASON	27. at 4'29"
32 Brenton JONES	24. at 4'29"	112 Marc WILLIAMS		182 Curtis DOWDELL	61. at 6'37"
33 Tristan SAUNDERS*	65. at 8'53"	113 Cameron ROBERTS	108. at 25'50"	183 Kael THOMAS*	105. at 24'40"
34 Conor LEAHY	57. at 6'10"	114 Mackenzie EDWARDSON*	37. at 4'53"	184 Joshua HARRISON	
35 Josh DUFFY*	89. at 16'41"	115 Nie DARLING		185 Sam GOLDING*	93. at 20'58"
36 Rudy PORTER*	10. at 33"	116 Torben PARTRIDGE-MADSEN	88. at 16'09"	186 Angus MILLER*	116. at 32'04"
37 Carter TURNBULL*	11. at 33"	117 Oscar CHAMBERLAIN*	23. at 4'29"	187 Oliver BLEDDYN*	112. at 27'27"
VILLAWOOD	VAW	NCMG CRITERION RACING	NCM	RAULAND DEVELOPMENT CYCLING	RCT
41 Rohan DENNIS	35. at 4'38"	121 Scott REYNOLDS		191 Sam GREENWOOD	90. at 19'38"
42 Chris HARPER	7. at 33"	122 Hugo THOMPSON	92. at 20'58"	192 Tom CHESTER	104. at 24'29"
43 Tim ROE	13. at 33"	123 Dylan LINDSEY	97. at 21'40"	193 Benjamin SPENCELEY	76. at 11'28"
44 Cameron BAYLY	85. at 15'02"	124 Glenn MATHIESKE		194 Luke BRITTEN*	44. at 5'08"
45 Olivar ANDERSON	60. at 6'37"	125 Louis PERRIMAN		195 Luke ROPER*	
46 Chris LUXTON	53. at 5'19"	126 Matson MCADAM*	40. at 5'08"	196 Tom LYNCH*	113. at 28'36"
47 Justin GASSNER	84. at 15'02"	127 Nick PEDLAR	95. at 20'58"	197 Timothy CAMERON	49. at 5'08"
ARA PRO RACING SUNSHINE COAST	ACA	TEAM WESTPAC	WPC	CYCLING DEVELOPMENT FOUNDATION	CDF
51 Angus LYONS	80. at 11'29"	131 Dylan SUNDERLAND	22. at 4'26"	201 Matthew CONNAN*	78. at 11'28"
52 Zack GILMORE	45. at 5'08"	132 Alastair MACKELLAR*	9. at 33"	202 Brady GILMORE*	
53 Oli STENNING	59. at 6'21"	133 Jensen PLOWRIGHT*	28. at 4'29"	203 Brendon GREEN	103. at 23'53"
54 Cameron SCOTT	20. at 4'23"	134 Jordan VILLANI	47. at 5'08"	204 Joseph INGLIS*	54. at 5'19"
55 Declan TREZISE*	26. at 4'29"	135 Connor SENS	51. at 5'19"	205 Jaxon KING	
56 Kane RICHARDS	8. at 33"	136 Stinus KAEMPE*	30. at 4'29"	206 Daniel POTTER*	109. at 25'52"
57 Carter BETTLES	36. at 4'48"	137 Campbell PALMER*	94. at 20'58"	207 William THOMAS*	87. at 16'09"
OLIVER'S RACING	OLI	VA PRO RACING	VAL		
71 Brendon DAVIDS	6. at 33"	141 Joshua WILSON	29. at 4'29"	117 riders	
72 Thomas BOLTON	69. at 10'06"	142 Patrick SACCANI-WILLIAMS	73. at 11'17"		
73 Kai CHAPMAN	117. at 35'15"	143 Jacob LANGHAM	43. at 5'08"		
74 Kurt EATHER*	110. at 25'56"	144 Tony DOHERTY			
75 Daniel LUKE	50. at 5'19"	145 Dalton STRETTON	18. at 4'02"		
76 Fintan CONWAY	111. at 27'27"	146 Adam MACCAN*			
77 Edwin BRITTS*	55. at 5'19"	147 Tynan SHANNON*	71. at 10'32"		

Timing / Data Processing / Photo-finish / GPS tracking | Event Timing Pty Ltd



#TDUFestival
















tourdownunder.com.au

MEN'S BE SAFE BE SEEN STAGE 3



TEAM CAR ORDER

29/01/2022 | McLaren Vale - Willunga Hill

1	TEAM BRIDGELANE		BLN
2	CCS CYCLING		CCS
3	GIANT RACING TEAM		GRT
4	TEAM BIKEEXCHANGE-JAYCO		BEX
5	OLIVER'S RACING		OLI
6	VILLAWOOD		VAW
7	ARA PRO RACING SUNSHINE COAST		ACA
8	TEAM WESTPAC		WPC
9	INFORM TMX MAKE		ITM
10	NERO CONTINENTAL		NER
11	TEAM GARMIN AUSTRALIA		AUS
12	ST GEORGE CONTINENTAL CYCLING TEAM		STG
13	VA PRO RACING		VAU
14	BUTTERFIELDS P/B VAN D'AM RACING		VDR
15	AUS II		AU2
16	NCMG CRITERION RACING		NCM
17	CYCLE HOUSE RACING		CHR
18	RAULAND DEVELOPMENT CYCLING TEAM		RCT
19	CYCLING DEVELOPMENT FOUNDATION		CDF
20	ONYVA RACING		ONY

28/01/2022 14:23

Timing / Data Processing / Photo-finish / GPS tracking | Event Timing Pty Ltd



#TDUFestival



tourdownunder.com.au